


We are unable to receive money in our WISE account except Wise remittance to our bank account. How to locate our USD bank account in WISE?


Step 1: Add a recipient.




Recipient Amount Review Pay

Who are you sending money to?

Q Name, @Wisetag, email, phone

 Add a recipient >

Step 2: Select USD






Recipient Amount Review Pay

[← Back](#)

Select their currency

Q Search currency

Recent currencies

-  **IDR** Indonesian rupiah >
-  **MYR** Malaysian ringgit >
-  **USD** United States dollar >

Step 3: Enter Bank Details



Recipient

Amount

Review

Pay

[← Back](#)

Add a recipient



Search Wise

Find by @Wisetag, email or phone number



Enter bank details

Add a recipient's account information



Step 4: Select Someone Else



Recipient

Amount

Review

Pay

[← Back](#)

Who's your new recipient?

PT

Myself



Someone else



Business or charity



Step 4: Enter our email address with libertydiveresort@gmail.com.

It will pop out a remark that we are ready to receive deposit in USD with a default bank account ending ****966.



Recipient

Amount

Review

Pay

[← Back](#)

Enter their account details

Their email

libertydiveresort@gmail.com



I Wayan Sudarma is already on Wise, and would like to receive USD in the following account

Bank details



I Wayan Sudarma
Send to their USD account ending in *966.



Send to a different account



Full name of the account holder

I Wayan Sudarma

Confirm

Step 5A: Select your default currency of your country



Recipient

Amount

Review

Pay

You send exactly

1,000

USD

Paying with



Debit card

Change

- Up to 23.63 USD Debit card fee
- 30.29 USD Our fee
- 53.92 USD Total fees

I gets

946.08

USD

Should arrive by **Wednesday, 29 May**



Sending USD outside the US is more expensive as we will cover intermediary fees and ensure your recipient gets exactly the amount sent.

[Read more](#)



Continue







Step 5B: Select your preferred mode of payment

Re

×

How would you like to pay?

Payment methods

-  **Connected bank account (ACH)**
Pay with ACH by connecting your U.S. bank account with Wise. >
9.52 USD in fees, should arrive in seconds
-  **Wire transfer**
Manually transfer the money to Wise using your bank. >
12.81 USD in fees, should arrive by Tuesday, 28 May
-  **International wire**
Send USD from your bank account outside the US. Your bank will charge you extra fees. >
12.81 USD in fees, should arrive by 5 June
-  **Debit card**
Send from your Visa or Mastercard. >
30.24 USD in fees, should arrive in 30 minutes
-  **Credit card**
Send from your Visa or Mastercard. Your bank may charge you a cash advance fee. >
74.57 USD in fees, should arrive in 30 minutes
-  **Your balance** >
You only have 0 USD in your balance

Step 6: Select Travel expenses



Recipient

Verification

Review

What's the reason for your transfer?

When sending money to Indonesia, we have to ask the reason for your transfer

Please select an option that best describes the reason for your transfer

Sending money home to family

General monthly living expenses

Rent or other property expenses

Tuition fees or studying expenses

Travel expenses

Medical expenses

Charitable donations

Pay for goods and services

Other business expenses

Other

Step 7: Review the amount of payment to us. Please input your name to us as reference, confirm and send.



Recipient

Amount

Review

Pay

Confirm and send



Sending USD outside the US is more expensive as we will cover intermediary fees and ensure your recipient gets exactly the amount sent.

Payment method



Debit card

Change

Transfer details

[Edit](#)

You send exactly	1,000 USD
Total fees (included)	53.92 USD
Total amount we'll send	946.08 USD
I Wayan Sudarma gets	946.08 USD

Recipient details

[Change](#)

Account holder name	I Wayan Sudarma
SWIFT / BIC code	*****SGR
IBAN / Account number	*****966

Schedule details

Sending	Now
Should arrive	by Wednesday, 29 May
Repeats	Never

Reference for I Wayan Sudarma (optional)

Payment for deposit or full payment

Value length must be no more than 10 characters

You can cancel for a full refund within 30 minutes of payment, unless the funds have been picked up or deposited. Make sure you're sending money to someone you know and trust, and that their information is correct. Fraudulent transactions may result in the loss of money with no recourse.

Continue to payment

Reference for I Wayan Sudarma (optional)

Payment for deposit or full payment

I may have to pay a **higher fee** on future transfers if I cancel

You can cancel for a full refund within 30 minutes of payment, unless the funds have been picked up or deposited. Make sure you're sending money to someone you know and trust, and that their information is correct. Fraudulent transactions may result in the loss of money with no recourse.

Continue to payment

Step 8: Customer using Credit card or Debit card, to enter the details and press PAY.

7WWise

Recipient

Amount

Review

Pay

PT

Poh Chen Tan

[← Pay another way](#)

Pay with your card

We accept Visa, Mastercard, and Maestro.

Card number

Expiry date (MM / YY)

Security code (CVC/CVV)

Save this card for future payments



Pay 1,000 USD

Transfer details

You send exactly	1,000 USD
Total fees (included)	53.92 USD
Total amount we'll send	946.08 USD
I Wayan Sudarma gets	946.08 USD
Should arrive	by Wednesday, May 29
Reference	deposit

Recipient details

Account holder name	I Wayan Sudarma
SWIFT / BIC code	*****SGR
IBAN / Account number	*****966